



# Schindler 5500

## Design Brochure





# Freedom of design

Create the look and feel of your elevator just the way you always imagined it. Our different design lines give you the freedom of choice, from preconfigured cars to your own concept, from functional to sophisticated.

# Contents

The 4 design lines “Navona”, “Times Square”, “Park Avenue” and “Sunset Boulevard” provide you with a wide range of decoration.

Choose your design solution to match your architectural styling concept and ideas.

Add ambiance with modern, fresh colors and patterns, selected materials and lights to provide a unique ride experience.

Navona

4

Times Square

14

Park Avenue

26

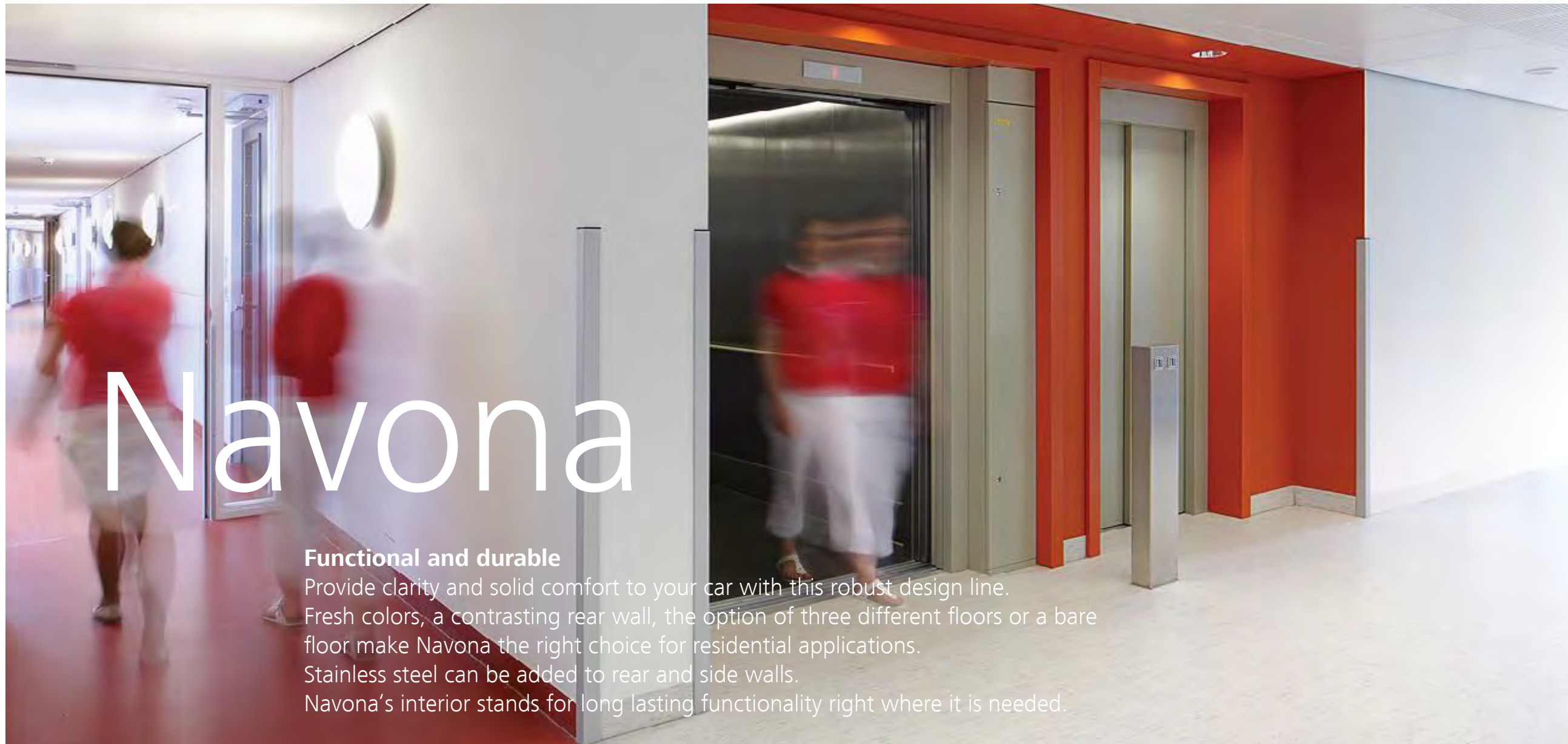
Sunset Boulevard

40

Options, fixtures  
& PORT Technology

58





# Navona

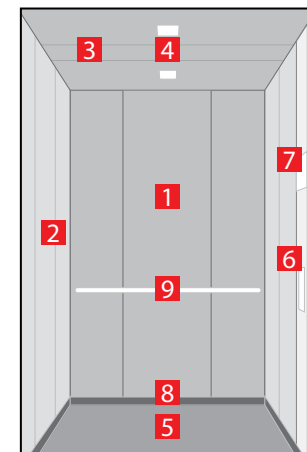
## Functional and durable

Provide clarity and solid comfort to your car with this robust design line. Fresh colors, a contrasting rear wall, the option of three different floors or a bare floor make Navona the right choice for residential applications. Stainless steel can be added to rear and side walls. Navona's interior stands for long lasting functionality right where it is needed.



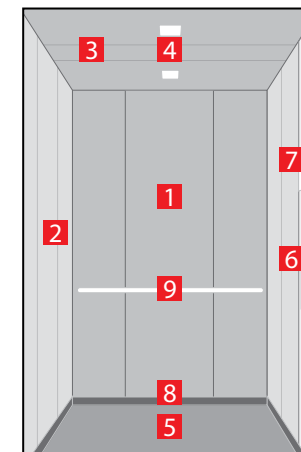


## Navona Capri Yellow



1. **Rear wall:** Painted Riga Grey
2. **Side walls:** Painted Capri Yellow
3. **Ceiling:** Painted Riga Grey
4. **Light arrangement:** LED Square
5. **Floor:** Grey studded rubber
6. **Car operating panel:**  
Linea 100 stainless steel brushed
7. **Display:** Red LED dot matrix
8. **Kick plate:** Protruding painted black
9. **Handrail:** Straight stainless steel hairline

## Navona San Marino Blue



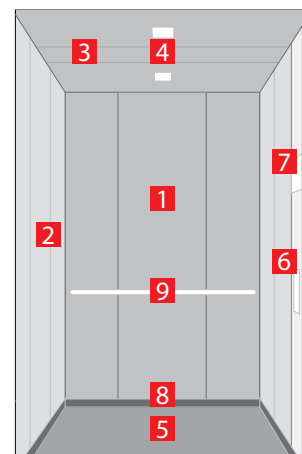
1. **Rear wall:** Painted Riga Grey
2. **Side walls:** Painted San Marino Blue
3. **Ceiling:** Painted Riga Grey
4. **Light arrangement:** LED Square
5. **Floor:** Grey studded rubber
6. **Car operating panel:**  
Linea 100 stainless steel brushed
7. **Display:** Red LED dot matrix
8. **Kick plate:** Protruding painted black
9. **Handrail:** Straight stainless steel hairline





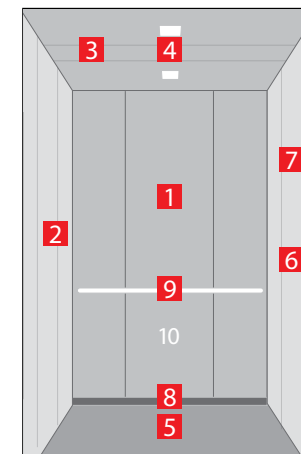


## Navona Ravenna Orange




- 1. **Rear wall:** Painted Polar White
- 2. **Side walls:** Painted Ravenna Orange
- 3. **Ceiling:** Painted Polar White
- 4. **Light arrangement:** LED Square
- 5. **Floor:** Aluminium Checker Plate
- 6. **Car operating panel:**  
Linea 100 stainless steel brushed
- 7. **Display:** Red LED dot matrix
- 8. **Kick plate:** Protruding painted black
- 9. **Handrail:** Straight stainless steel hairline

## Navona Genoa Green with Bumper rails

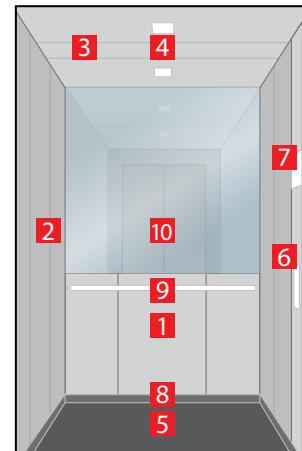


- 1. **Rear wall:** Painted Polar White
- 2. **Side walls:** Painted Genoa Green
- 3. **Ceiling:** Painted Polar White
- 4. **Light arrangement:** LED Square
- 5. **Floor:** Grey studded rubber
- 6. **Car operating panel:**  
Linea 100 stainless steel brushed
- 7. **Display:** Red LED dot matrix
- 8. **Kick plate:** Protruding painted black
- 9. **Handrail:** Straight stainless steel hairline
- 10. **Bumper rails:** Stainless steel brushed



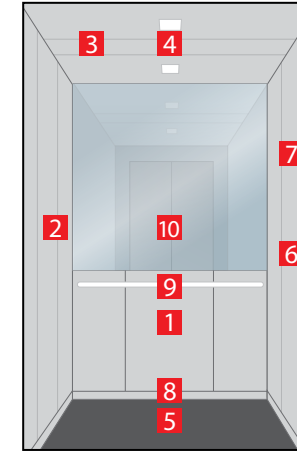


## Navona Genoa Green



1. **Rear wall:** Painted Polar White
2. **Side walls:** Painted Genoa Green
3. **Ceiling:** Painted Polar White
4. **Light arrangement:** LED Square
5. **Floor:** Black speckled rubber
6. **Car operating panel:** Linea 100 stainless steel brushed
7. **Display:** Red LED dot matrix
8. **Kick plate:** Flushed painted white aluminium
9. **Handrail:** Revolving stainless steel hairline
10. **Mirror:** Rear wall half height


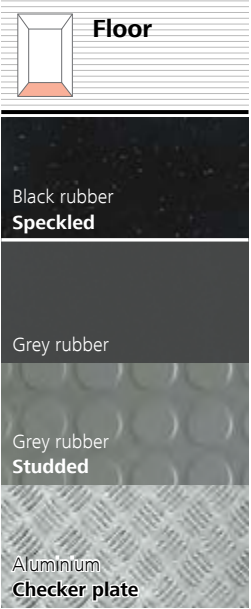
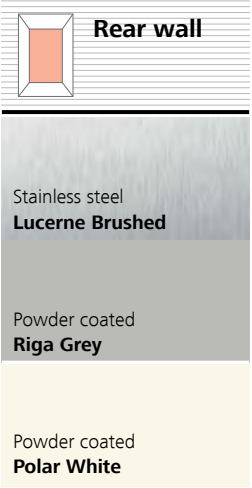
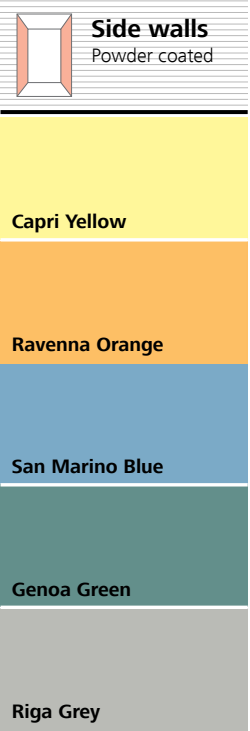
## Navona Lucerne Brushed



1. **Rear wall:** Stainless steel Lucerne Brushed
2. **Side walls:** Stainless steel Lucerne Brushed
3. **Ceiling:** Stainless steel Lucerne Brushed
4. **Light arrangement:** LED Square
5. **Floor:** Black speckled rubber
6. **Car operating panel:** Linea 100 stainless steel brushed
7. **Display:** Red LED dot matrix
8. **Kick plate:** Flushed painted white aluminium
9. **Handrail:** Revolving stainless steel hairline
10. **Mirror:** Rear wall half height



# Navona personalization








# Times Square

## Modern and versatile

Determine your contemporary look. Choose from warm or cool colors to create a fresh look or combine the options to enhance contrast for more depth. Select glass doors and walls for transparency. Use a bare car option to create your style and taste. Times Square adds distinctive features to any public, commercial or residential building.

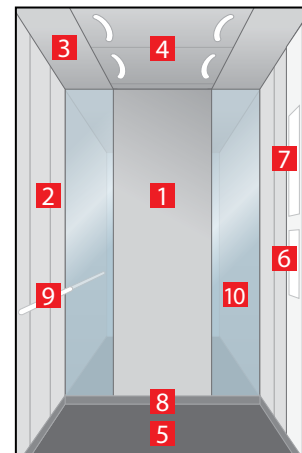






## Times Square

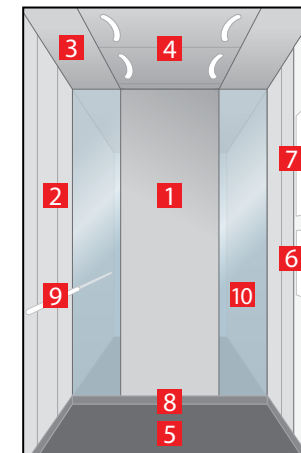
### Lucerne Brushed & Tangier Orange



- 1. **Rear wall:** Stainless steel Lucerne Brushed
- 2. **Side walls:** Laminate Tangier Orange
- 3. **Ceiling:** Stainless steel Lucerne Brushed
- 4. **Light arrangement:** LED Bracket
- 5. **Floor:** Brown artificial granite
- 6. **Car operating panel:**  
Linea 300 White stainless steel brushed
- 7. **Display:** Red LED dot matrix
- 8. **Kick plate:** Flushed stainless steel brushed
- 9. **Handrail:** Straight stainless steel hairline
- 10. **Mirror:** Rear wall, right and leftmost panel

## Times Square

### Lucerne Brushed & Cadiz Blue



- 1. **Rear wall:** Stainless steel Lucerne Brushed
- 2. **Side walls:** Laminate Cadiz Blue
- 3. **Ceiling:** Stainless steel Lucerne Brushed
- 4. **Light arrangement:** LED Bracket
- 5. **Floor:** Grey artificial granite
- 6. **Car operating panel:**  
Linea 300 White stainless steel brushed
- 7. **Display:** Red LED dot matrix
- 8. **Kick plate:** Flushed stainless steel brushed
- 9. **Handrail:** Straight stainless steel hairline
- 10. **Mirror:** Rear wall, right and leftmost panel

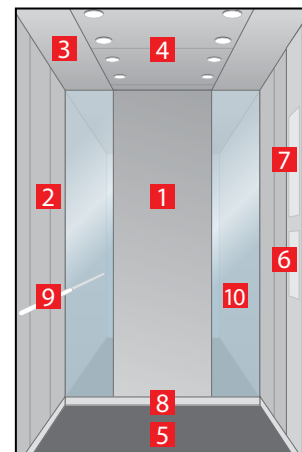






## Times Square

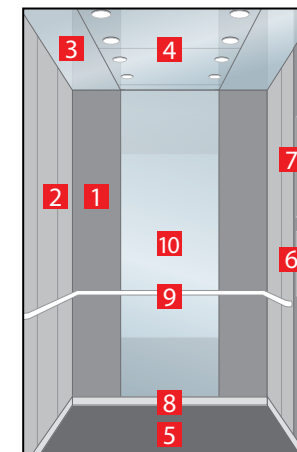
### Lucerne Brushed & Siena Brown



1. **Rear wall:** Stainless steel Lucerne Brushed
2. **Side walls:** Laminate Siena Brown
3. **Ceiling:** Stainless steel Lucerne Brushed
4. **Light arrangement:** LED Spots
5. **Floor:** Brown artificial granite
6. **Car operating panel:**  
Linea 300 White stainless steel brushed
7. **Display:** Red LED dot matrix
8. **Kick plate:** Flushed stainless steel brushed
9. **Handrail:** Straight stainless steel hairline
10. **Mirror:** Rear wall, right and leftmost panel


## Times Square

### Lausanne Linen & Seville Sunset

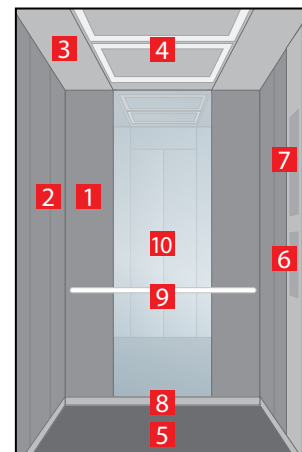


1. **Rear wall:** Stainless steel Lausanne Linen
2. **Side walls:** Laminate Seville Sunset
3. **Ceiling:** Stainless steel Montreux Mirror
4. **Light arrangement:** LED Spots
5. **Floor:** Black artificial granite
6. **Car operating panel:**  
Linea 300 Black stainless steel brushed
7. **Display:** Red LED dot matrix
8. **Kick plate:** Protruding stainless steel brushed
9. **Handrail:** Revolving stainless steel hairline
10. **Mirror:** Rear wall middle panel



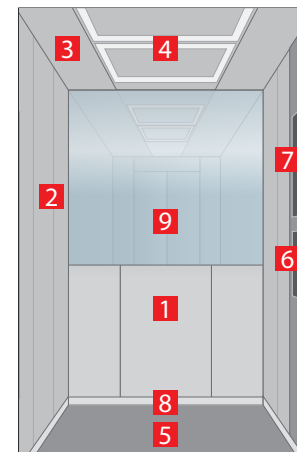


## Times Square Milan Grey



1. **Rear wall:** Laminate Milan Grey
2. **Side walls:** Laminate Milan Grey
3. **Ceiling:** Painted Riga Grey
4. **Light arrangement:** LED Indirect
5. **Floor:** Grey artificial granite
6. **Car operating panel:** Linea 300 White stainless steel brushed
7. **Display:** TFT LCD display
8. **Kick plate:** Protruding painted white aluminium
9. **Handrail:** Straight stainless steel hairline
10. **Mirror:** Rear wall middle panel

## Times Square Geneve Dama



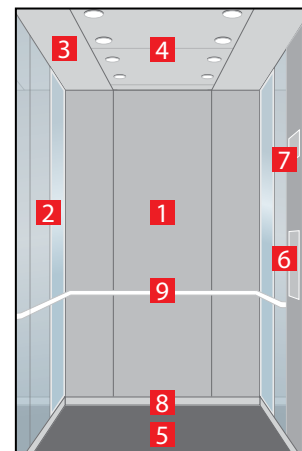
1. **Rear wall:** Stainless steel Geneve Dama
2. **Side walls:** Stainless steel Geneve Dama
3. **Ceiling:** Stainless steel Lucerne Brushed
4. **Light arrangement:** LED Indirect
5. **Floor:** Black artificial granite
6. **Car operating panel:** Linea 300 Black stainless steel brushed
7. **Display:** TFT LCD display
8. **Kick plate:** Protruding stainless steel brushed
9. **Mirror:** Rear wall half height





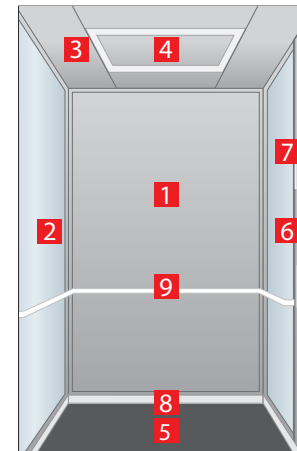


## Times Square Tahiti Green & Montreux Mirror



1. **Rear wall:** Laminate Tahiti Green
2. **Side walls:** Partial glass  
& stainless steel Montreux Mirror
3. **Ceiling:** Painted Polar White
4. **Light arrangement:** LED Spots
5. **Floor:** Black artificial granite
6. **Car operating panel:**  
Linea 300 White stainless steel brushed
7. **Display:** TFT LCD display
8. **Kick plate:** Flushed stainless steel brushed
9. **Handrail:** Revolving stainless steel hairline

## Times Square Full Glass cabin



1. **Rear wall:** Glass
2. **Side walls:** Glass
3. **Ceiling:** Stainless steel Lucerne Brushed
4. **Light arrangement:** LED Indirect
5. **Floor:** Black artificial granite
6. **Car operating panel:**  
Linea 100 stainless steel brushed
7. **Display:** Red LED dot matrix
8. **Kick plate:** Flushed stainless steel brushed
9. **Handrail:** Revolving stainless steel hairline



# Times Square personalization

Walls

Stainless steel

Lucerne Brushed

Montreux Mirror

Geneva Dama

Lausanne Linen

Walls

Laminate

Dubai Blue	Seville Sunset	Siena Brown
Cadiz Blue	Tangier Orange	Milan Grey
Tahiti Green	Aswan Yellow	Polar White
Athens Grey	Suez Grey	

Note : Glass walls option available - see page 58

Ceiling

Stainless steel  
Lucerne Brushed

Stainless steel  
Montreux Mirror

Powder coated  
Riga Grey

Powder coated  
Polar White

Floor

Black rubber  
Speckled

Artificial granite  
Grey

Artificial granite  
Black

Artificial granite  
Brown

Prepared for customer-supplied floor

Lighting

Indirect

Spot

Square

Bracket

Handrail

Straight

Revolving

COP

Linea 100  
Stainless steel

Linea 300  
Stainless steel  
White

Linea 300  
Stainless steel  
Black





# Park Avenue

## **Sophisticated and elegant**

Discover pure elegance with back painted glass walls or choose wood laminate to create a more contemporary ambiance. The optional wave design, a rounded transition from ceiling to rear wall, gives your car a unique appearance. An additional highlight is a gold or silver shimmer from our metallic glass collection or a bronze or satinated grey finish on stainless steel. Matched lighting perfects the stylish design of this elevator – an ideal fit for representative buildings like high-end residential, hotels and offices.

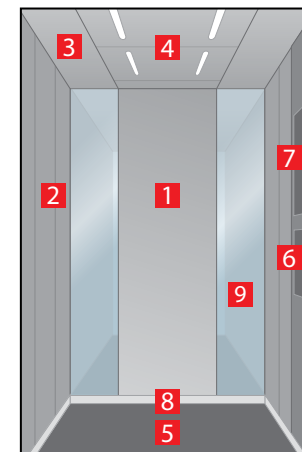






## Park Avenue

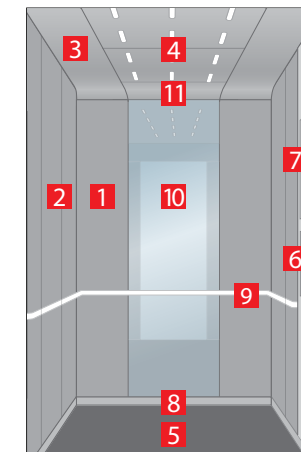
### Zurich Dark Brushed & Vancouver Wood



- 1. **Rear wall:** Stainless steel Zurich Dark Brushed
- 2. **Side walls:** Laminate Vancouver Wood
- 3. **Ceiling:** Stainless steel Zurich Dark Brushed
- 4. **Light arrangement:** LED Line
- 5. **Floor:** Brown artificial granite
- 6. **Car operating panel:**  
Linea 300 Black stainless steel brushed
- 7. **Display:** Red LED dot matrix
- 8. **Kick plate:** Flushed stainless steel brushed
- 9. **Mirror:** Rear wall, right and leftmost panel

## Park Avenue

### Arosa Wood



- 1. **Rear wall:** Laminate Arosa Wood
- 2. **Side walls:** Laminate Arosa Wood
- 3. **Ceiling:** Stainless steel Zurich Dark Brushed
- 4. **Light arrangement:** LED Dash
- 5. **Floor:** Brown artificial granite
- 6. **Car operating panel:**  
Linea 300 White stainless steel brushed
- 7. **Display:** TFT LCD display
- 8. **Kick plate:** Flushed stainless steel brushed
- 9. **Handrail:** Revolving stainless steel hairline
- 10. **Mirror:** Rear wall middle panel
- 11. **Optional "Wave" design**

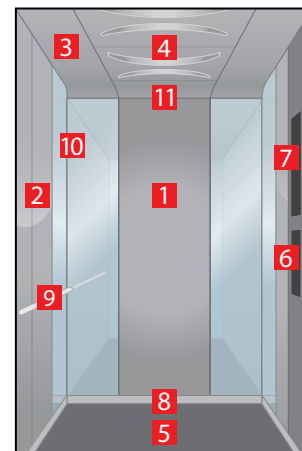






## Park Avenue

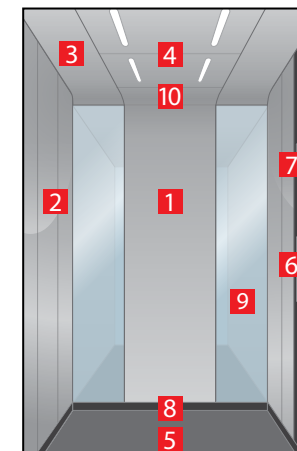
### Vancouver Wood & Back painted glass Petersburg Amber



1. **Rear wall:** Laminate Vancouver Wood
2. **Side walls:** Back painted glass "Metallic" Petersburg Amber
3. **Ceiling:** Stainless steel Lugano Matt finish
4. **Light arrangement:** LED Curve
5. **Floor:** Brown artificial granite
6. **Car operating panel:** Linea 300 Black stainless steel brushed
7. **Display:** Red LED dot matrix
8. **Kick plate:** Protruding stainless steel brushed
9. **Handrail:** Straight stainless steel hairline
10. **Mirror:** Rear wall, right and leftmost panel & side walls
11. **Optional "Wave" design**

## Park Avenue

### Back painted glass Shanghai Red



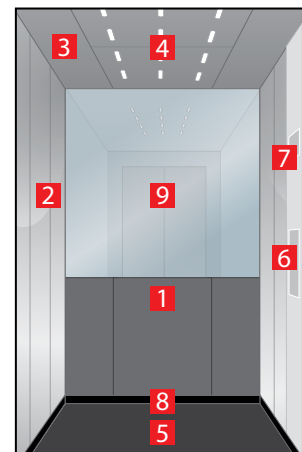
1. **Rear wall:** Stainless steel Lucerne Brushed
2. **Side walls:** Back painted glass Shanghai Red
3. **Ceiling:** Stainless steel Lucerne Brushed
4. **Light arrangement:** LED Line
5. **Floor:** Black artificial granite
6. **Car operating panel:** Linea Vetro glass black
7. **Display:** TFT LCD display
8. **Kick plate:** Flushed painted black
9. **Mirror:** Rear wall, right and leftmost panel
10. **Optional "Wave" design**





## Park Avenue

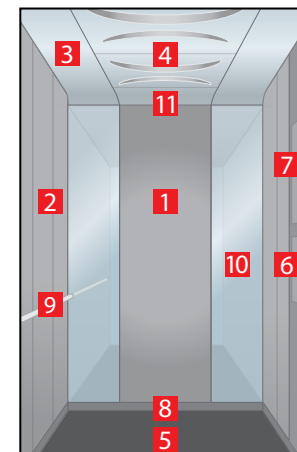
Back painted glass  
Kashmir Blue



1. **Rear wall:** Stainless steel Lucerne Brushed
2. **Side walls:** Back painted glass "Metallic" Kashmir Blue
3. **Ceiling:** Stainless steel Lucerne Brushed
4. **Light arrangement:** LED Dash
5. **Floor:** Black artificial granite
6. **Car operating panel:** Linea Vetro glass white
7. **Display:** TFT LCD display
8. **Kick plate:** Protruding painted black
9. **Mirror:** Rear wall, half height full width

## Park Avenue

Back painted glass  
Helsinki Grey



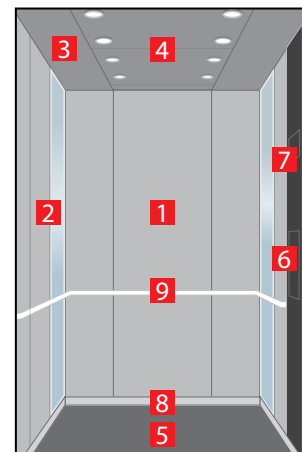
1. **Rear wall:** Stainless steel Zurich Dark Brushed
2. **Side walls:** Back painted glass "Satinated" Helsinki Grey
3. **Ceiling:** Stainless steel Montreux Mirror
4. **Light arrangement:** LED Curve
5. **Floor:** Grey artificial granite
6. **Car operating panel:** Linea 300 White stainless steel brushed
7. **Display:** Red LED dot matrix
8. **Kick plate:** Flushed stainless steel brushed
9. **Handrail:** Straight stainless steel hairline
10. **Mirror:** Rear wall, right and leftmost panel
11. **Optional "Wave" design**







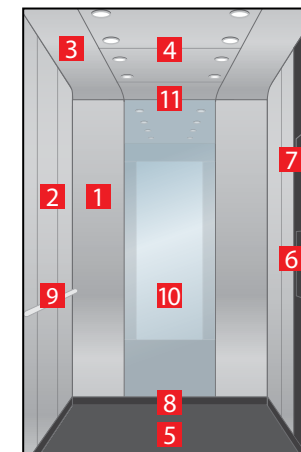
## Park Avenue Lugano Matt finish



- 1. **Rear wall:** Stainless steel Lugano Matt finish\*
- 2. **Side walls:** Partial glass & Stainless steel Lugano Matt finish\*
- 3. **Ceiling:** Stainless steel Zurich Dark Brushed
- 4. **Light arrangement:** LED Spots
- 5. **Floor:** Black artificial granite
- 6. **Car operating panel:** Linea Vetro glass black
- 7. **Display:** TFT LCD display
- 8. **Kick plate:** Flushed painted black
- 9. **Handrail:** Revolving stainless steel hairline

\* Custom solution in combination with partial glass

## Park Avenue Doha Gold

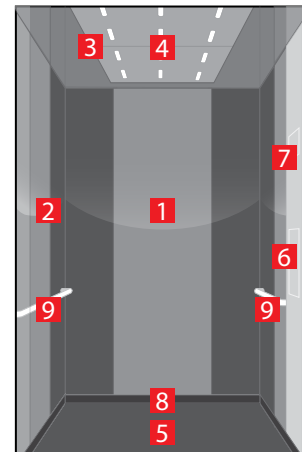


- 1. **Rear wall:** Stainless steel Doha Gold
- 2. **Side walls:** Stainless steel Doha Gold
- 3. **Ceiling:** Stainless steel Doha Gold
- 4. **Light arrangement:** LED Spots
- 5. **Floor:** Black artificial granite
- 6. **Car operating panel:** Linea Vetro glass black
- 7. **Display:** TFT LCD display
- 8. **Kick plate:** Flushed painted black
- 9. **Handrail:** Straight stainless steel hairline
- 10. **Mirror:** Rear wall middle panel
- 11. **Optional "Wave" design**





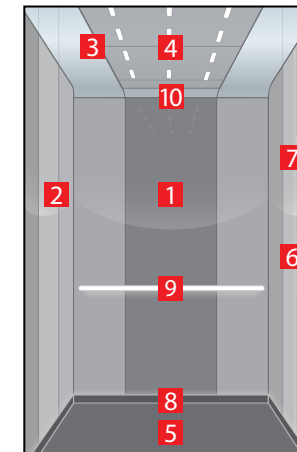
## Park Avenue Custom back painted glass



1. **Rear wall:**  
Back painted glass  
NCS S 7010-R90B  
and NCS S 2040-R80B\*
2. **Side walls:**  
Back painted glass  
NCS S 7010-R90B,  
NCS S 2040-R80B  
and NCS S 2050-Y\*
3. **Ceiling:** Frame: stainless  
steel Montreux Mirror  
& Center: stainless steel  
Lugano Matt finish\*
4. **Light arrangement:**  
LED Dash
5. **Floor:** Black artificial granite
6. **Car operating panel:**  
Linea Vetro glass white with  
custom logo\*
7. **Display:** TFT LCD display
8. **Kick plate:**  
Flushed painted black
9. **Handrail:** Revolving  
stainless steel hairline

\* Custom solution

## Park Avenue Custom back painted glass



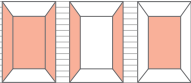
1. **Rear wall:** Back painted  
glass NCS S 3040-B10G  
and NCS S 2030-B\*
2. **Side walls:** Back painted  
glass NCS S 3040-B10G, NCS S  
2030-B and NCS S 2015-B50G\*
3. **Ceiling:** Frame: stainless  
steel Montreux Mirror  
& Center: stainless steel  
Lugano Matt finish\*
4. **Light arrangement:**  
LED Dash
5. **Floor:** Grey artificial granite
6. **Car operating panel:**  
Linea Vetro custom color  
with custom logo\*
7. **Display:** TFT LCD display
8. **Kick plate:** Illuminated  
flushed stainless steel  
brushed\*\*
9. **Handrail:** Illuminated  
straight stainless steel  
hairline
10. **Optional "Wave" design\*\*\***

\* Custom solution \*\* Illuminated kick plate available from mid 2014  
\*\*\* Custom solution in combination with back painted glass on rear wall



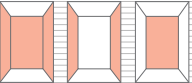


# Park Avenue personalization



**Walls**  
Stainless steel

Lucerne Brushed	Zurich Dark Brushed
Montreux Mirror	Lugano Matt finish
Lausanne Linen	Doha Gold
Geneva Dama	



**Walls**  
Laminate

Slavonia Wood
Vancouver Wood
Chicago Wood
Arosa Wood



**Walls**  
Back painted glass


Antigua Celestine	Metallic Petersburg Amber
Jodhpur Blue	Metallic Toronto Titanium
Shanghai Red	Metallic Leon Silver
+ NCS color	Metallic Kashmir Blue
Satinated Helsinki Grey	Metallic Stockholm Grey

Note : Glass walls option available - see page 58




**Ceiling**  
Stainless steel

Lucerne Brushed
Montreux Mirror
Lugano Matt finish
Zurich Dark Brushed
Doha Gold




**Floor**

Black rubber Speckled
Artificial granite Grey
Artificial granite Black
Artificial granite Brown
Prepared for customer-supplied floor




**Lighting**

Spot
Dash
Line
Curve



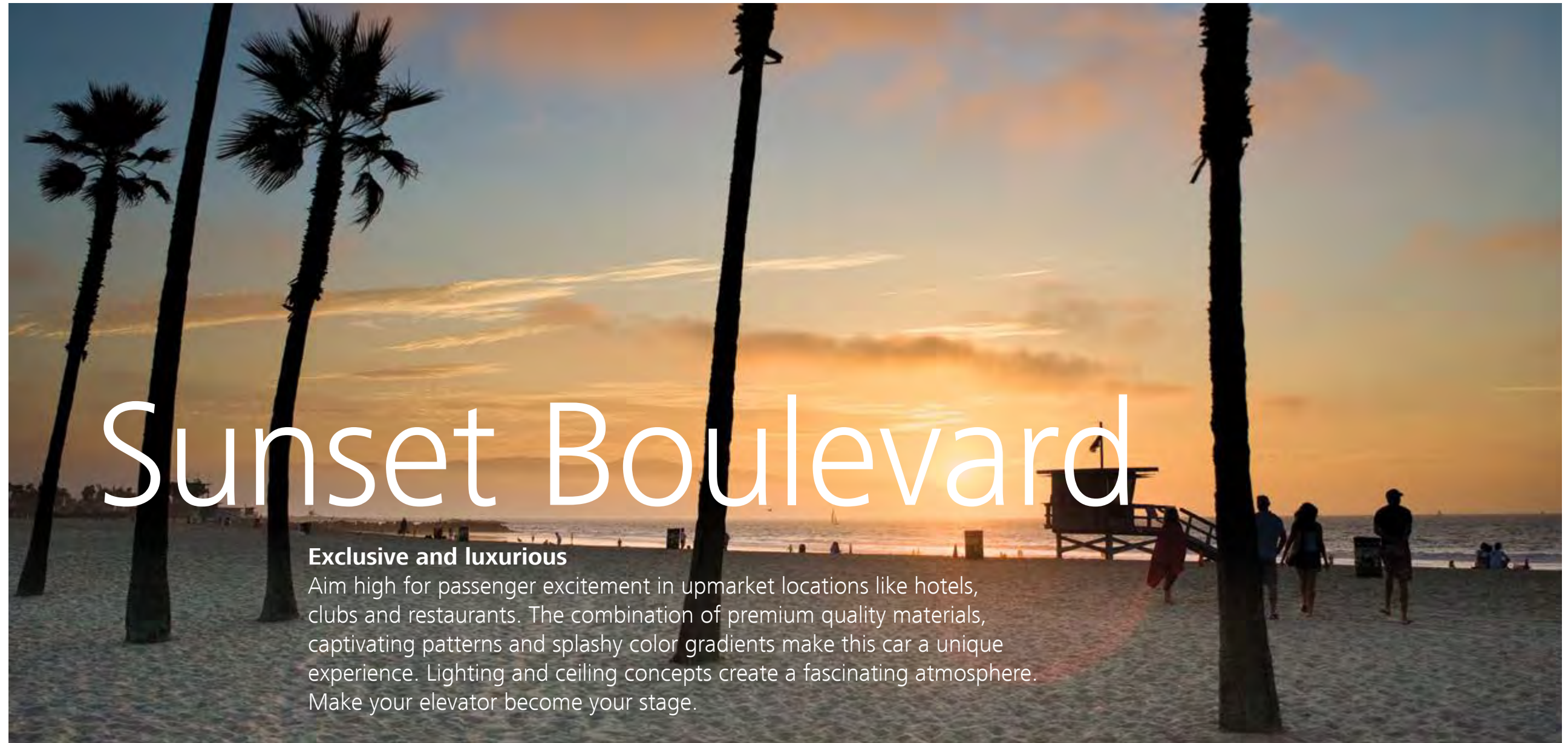
**Handrail**

Straight
Revolving
Illuminated



**COP**

Linea 300 Stainless steel White	Linea Vetro Glass White
Linea 300 Stainless steel Black	Linea Vetro Glass Black




# Sunset Boulevard

## Exclusive and luxurious

Aim high for passenger excitement in upmarket locations like hotels, clubs and restaurants. The combination of premium quality materials, captivating patterns and splashy color gradients make this car a unique experience. Lighting and ceiling concepts create a fascinating atmosphere. Make your elevator become your stage.

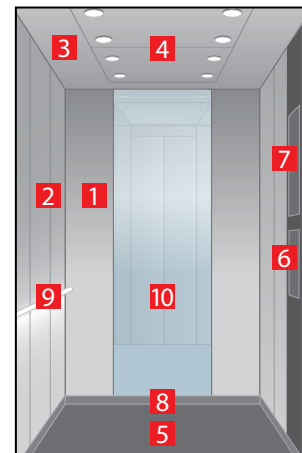






## Sunset Boulevard

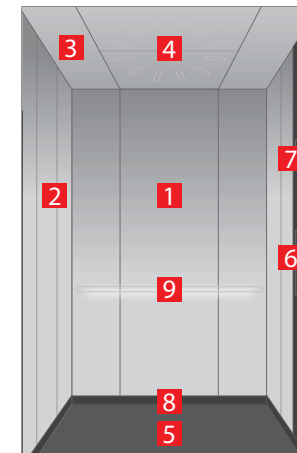
Digital decoration  
on satin glass  
Antalya Blue




1. **Rear wall:** Digital decoration on satin glass Antalya Blue
2. **Side walls:** Digital decoration on satin glass Antalya Blue
3. **Ceiling:** Stainless steel Lucerne Brushed
4. **Light arrangement:** LED Spot
5. **Floor:** Grey artificial granite
6. **Car operating panel:** Linea 300 Black stainless steel brushed
7. **Display:** Red LED dot matrix
8. **Kick plate:** Flushed stainless steel brushed
9. **Handrail:** Illuminated straight stainless steel hairline
10. **Mirror:** Rear wall middle panel

## Sunset Boulevard

Digital decoration  
on satin glass  
Moscow Red



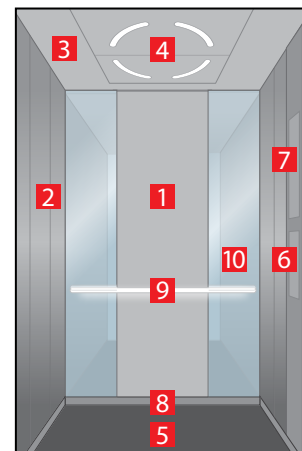
1. **Rear wall:** Digital decoration on satin glass Moscow Red
2. **Side walls:** Digital decoration on satin glass Moscow Red
3. **Ceiling:** Stainless steel Lucerne Brushed
4. **Light arrangement:** LED Dash Array
5. **Floor:** Brown artificial granite
6. **Car operating panel:** Linea Vetro glass black
7. **Display:** TFT LCD display
8. **Kick plate:** Protruding painted black
9. **Handrail:** Illuminated straight stainless steel hairline





## Sunset Boulevard

### Digital decoration on satin glass New York Sunset

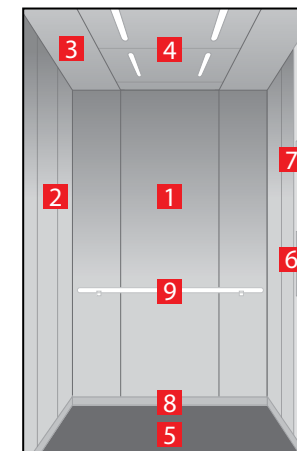


1. **Rear wall:** Stainless steel Lugano Matt finish
2. **Side walls:** Digital decoration on satin glass New York Sunset
3. **Ceiling:** Stainless steel Lugano Matt finish
4. **Light arrangement:** LED Surround
5. **Floor:** Black artificial granite
6. **Car operating panel:** Linea 300 White stainless steel brushed
7. **Display:** Red LED dot matrix
8. **Kick plate:** Protruding stainless steel brushed
9. **Handrail:** Illuminated straight stainless steel hairline\*
10. **Mirror:** Rear wall, right and leftmost panel

\* Custom solution in combination with selected mirror type

## Sunset Boulevard

### Digital decoration on satin glass Luxor Gold



1. **Rear wall:** Digital decoration on satin glass Luxor Gold
2. **Side walls:** Digital decoration on satin glass Luxor Gold
3. **Ceiling:** Stainless steel Lucerne Brushed
4. **Light arrangement:** LED Line
5. **Floor:** Brown artificial granite
6. **Car operating panel:** Linea Vetro glass white
7. **Display:** TFT LCD display
8. **Kick plate:** Flushed stainless steel brushed
9. **Handrail:** Straight stainless steel hairline

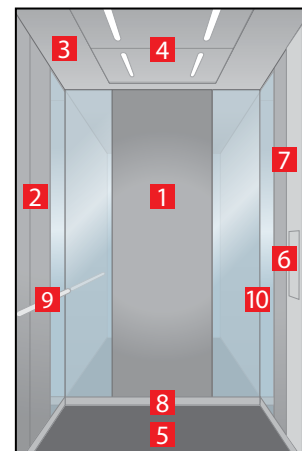






## Sunset Boulevard

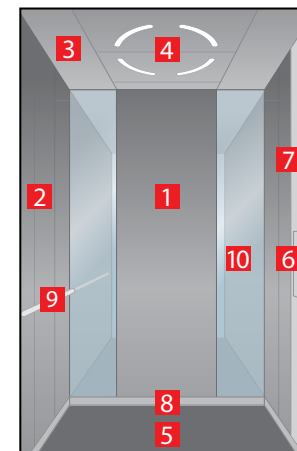
### Digital decoration on satin glass Detroit Grey




1. **Rear wall:** Digital decoration on satin glass Detroit Grey
2. **Side walls:** Digital decoration on satin glass Detroit Grey
3. **Ceiling:** Stainless steel Lugano Matt finish
4. **Light arrangement:** LED Line
5. **Floor:** Black artificial granite
6. **Car operating panel:** Linea Vetro glass white
7. **Display:** TFT LCD display
8. **Kick plate:** Flushed stainless steel brushed
9. **Handrail:** Straight stainless steel hairline
10. **Mirror:** Rear wall, right and leftmost panel

## Sunset Boulevard

### Digital decoration on satin glass Marrakesh Mocha



1. **Rear wall:** Digital decoration on satin glass Marrakesh Mocha
2. **Side walls:** Digital decoration on satin glass Marrakesh Mocha
3. **Ceiling:** Stainless steel Zurich Dark Brushed
4. **Light arrangement:** LED Surround
5. **Floor:** Brown artificial granite
6. **Car operating panel:** Linea 300 White stainless steel brushed
7. **Display:** TFT LCD display
8. **Kick plate:** Flushed stainless steel brushed
9. **Handrail:** Straight stainless steel hairline
10. **Mirror:** Rear wall, right and leftmost panel

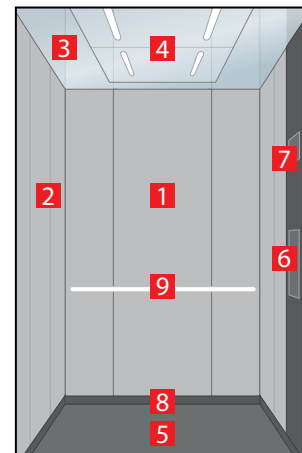




## Sunset Boulevard

### Digital print

### Sky Lines

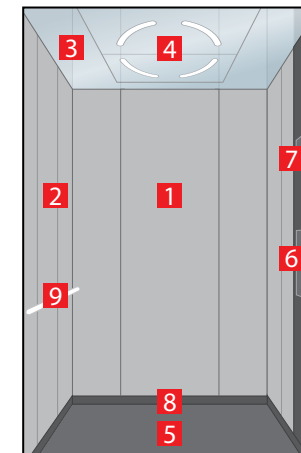


1. **Rear wall:** Digital print Sky Lines on stainless steel Lugano Matt finish
2. **Side walls:** Digital print Sky Lines on stainless steel Lugano Matt finish
3. **Ceiling:** Stainless steel Montreux Mirror
4. **Light arrangement:** LED Lines
5. **Floor:** Black artificial granite
6. **Car operating panel:** Linea Vetro glass black
7. **Display:** TFT LCD display
8. **Kick plate:** Protruding painted black
9. **Handrail:** Straight stainless steel hairline

## Sunset Boulevard

### Digital print

### Minimal Accents



1. **Rear wall:** Digital print Minimal Accents on stainless steel Lugano Matt finish
2. **Side walls:** Digital print Minimal Accents on stainless steel Lugano Matt finish
3. **Ceiling:** Stainless steel Montreux Mirror
4. **Light arrangement:** LED Surround
5. **Floor:** Grey artificial granite
6. **Car operating panel:** Linea Vetro glass black
7. **Display:** TFT LCD display
8. **Kick plate:** Protruding painted black
9. **Handrail:** Straight stainless steel hairline

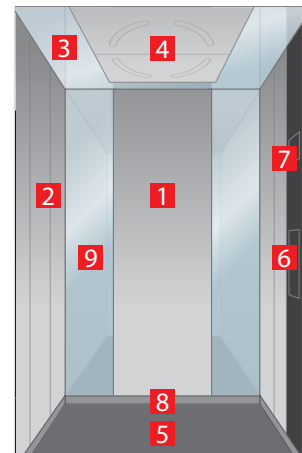






## Sunset Boulevard

Digital print  
Wavy Dimensions

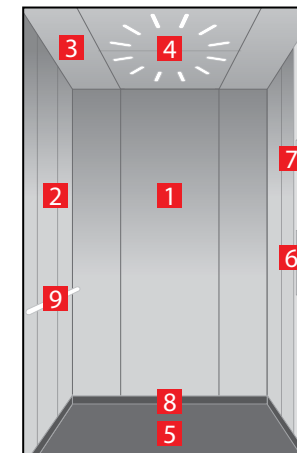


1. **Rear wall:** Digital print Wavy Dimensions on stainless steel Lugano Matt finish
2. **Side walls:** Digital print Wavy Dimensions on stainless steel Lugano Matt finish
3. **Ceiling:** Frame: stainless steel Montreux Mirror & Center: stainless steel Lugano Matt finish\*
4. **Light arrangement:** LED Surround
5. **Floor:** Grey artificial granite
6. **Car operating panel:** Linea Vetro glass black
7. **Display:** TFT LCD display
8. **Kick plate:** Flushed stainless steel brushed
9. **Mirror:** Rear wall, right and leftmost panel

\* Custom solution

## Sunset Boulevard

Digital print  
Line Symphony



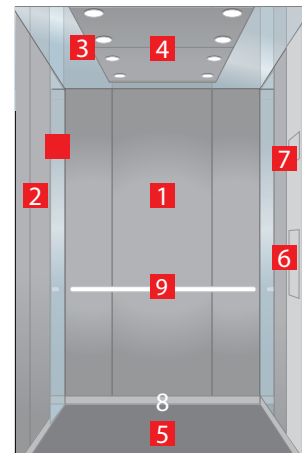
1. **Rear wall:** Digital print Line Symphony on stainless steel Lugano Matt finish
2. **Side walls:** Digital print Line Symphony on stainless steel Montreux Mirror
3. **Ceiling:** Stainless steel Lugano Matt finish
4. **Light arrangement:** LED Dash Array
5. **Floor:** Brown artificial granite
6. **Car operating panel:** Linea Vetro glass white
7. **Display:** TFT LCD display
8. **Kick plate:** Flushed stainless steel brushed
9. **Handrail:** Straight stainless steel hairline





## Sunset Boulevard

### Digital print Dot Spots

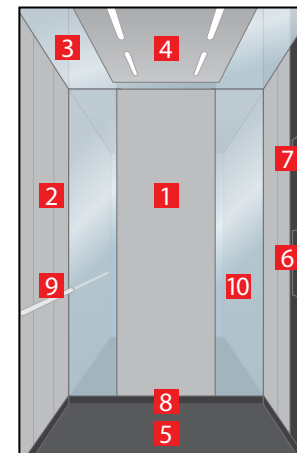


1. **Rear wall:** Stainless steel Lugano Matt finish
2. **Side walls:** Digital print Dot Spots on stainless steel Lugano Matt finish
3. **Ceiling:** Frame: stainless steel Montreux Mirror & Center: stainless steel Lugano Matt finish\*
4. **Light arrangement:** LED Spots
5. **Floor:** Grey artificial granite
6. **Car operating panel:** Linea Vetro glass white
7. **Display:** TFT LCD display
8. **Kick plate:** Protruding stainless steel brushed
9. **Handrail:** Straight stainless steel hairline
10. **Mirror:** Right wall leftmost and left wall rightmost panel

\* Custom solution

## Sunset Boulevard

### Digital print Linear Dreams

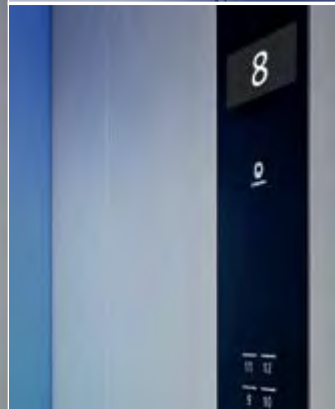


1. **Rear wall:** Digital print Linear Dreams
2. **Side walls:** Digital print Linear Dreams
3. **Ceiling:** Frame: stainless steel Montreux Mirror & Center: stainless steel Lugano Matt finish\*
4. **Light arrangement:** LED Line
5. **Floor:** Black artificial granite
6. **Car operating panel:** Linea Vetro glass black
7. **Display:** TFT LCD display
8. **Kick plate:** Flushed painted black
9. **Handrail:** Straight stainless steel hairline
10. **Mirror:** Rear wall, right and leftmost panel

\* Custom solution

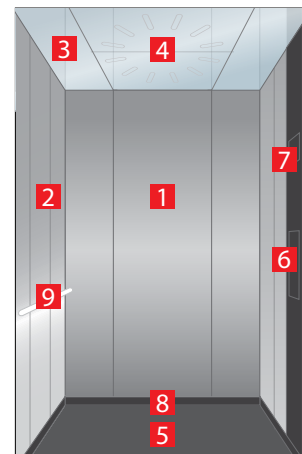






## Sunset Boulevard

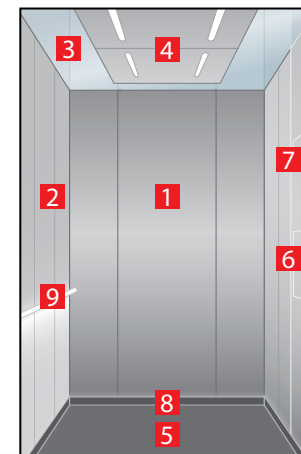
Digital decoration  
on satin glass  
Antalya Blue



1. **Rear wall:** Digital decoration on satin glass Antalya Blue
2. **Side walls:** Stainless steel Lugano Matt finish
3. **Ceiling:** Stainless steel Montreux Mirror
4. **Light arrangement:** LED Dash Array
5. **Floor:** Black artificial granite
6. **Car operating panel:** Linea Vetro glass black
7. **Display:** TFT LCD display
8. **Kick plate:** Protruding painted black
9. **Handrail:** Illuminated straight stainless steel hairline




## Sunset Boulevard

Digital decoration on satin  
glass New York Sunset &  
Digital print Linear Dreams



1. **Rear wall:** Digital decoration on satin glass New York Sunset
2. **Side walls:** Digital print Linear Dreams on stainless steel Montreux Mirror
3. **Ceiling:** Frame: stainless steel Montreux Mirror & Center: stainless steel Lugano Matt finish\*
4. **Light arrangement:** LED Line
5. **Floor:** Black artificial granite
6. **Car operating panel:** Linea Vetro custom color with custom logo\*
7. **Display:** TFT LCD display
8. **Kick plate:** Illuminated flushed stainless steel brushed\*\*
9. **Handrail:** Illuminated straight stainless steel hairline

\* Custom solution \*\* Illuminated kick plate available from mid 2014



# Sunset Boulevard personalization



Walls

Digital decoration on satin glass

		
Detroit Grey	New York Sunset	Antalya Blue
		
Moscow Red	Luxor Gold	Marrakesh Mocha

**Note :**  
Digital decoration on satin glass available for customer specific color gradient



Walls

Stainless steel

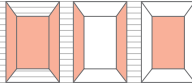

Lucerne Brushed

Montreux Mirror

Lugano Matt finish







Zurich Dark Brushed

Doha Gold



Walls

Digital print on Montreux Mirror or Lugano Matt finish stainless steel

		
Sky Lines	Wavy Dimensions	Dot Spots
		
Linear Dreams	Line Symphony	Minimal Accents

**Notes :**  
Digital print on stainless steel available for customer specific pattern  
**Glass walls option available** - see page 58



Ceiling

Stainless steel



Lucerne Brushed

Montreux Mirror

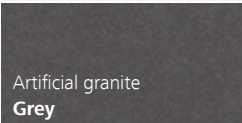
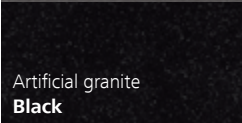
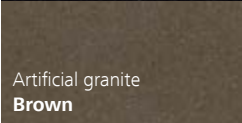
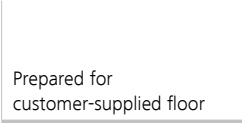
Lugano Matt finish


Zurich Dark Brushed

Doha Gold







Floor


Artificial granite Grey

Artificial granite Black

Artificial granite Brown

Prepared for customer-supplied floor



Lighting


Spot

Line

Surround

Dash Array




Handrail






Straight

Revolving

Illuminated



COP

	
Linea 300 Stainless steel White	Linea Vetro Glass White
	
Linea 300 Stainless steel Black	Linea Vetro Glass Black

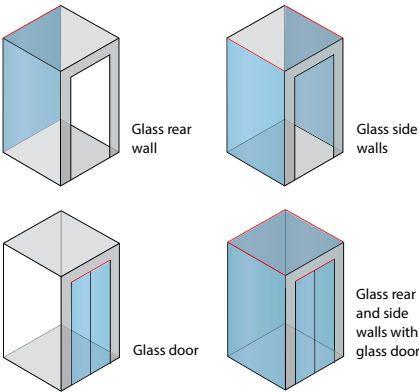





# Options

## Glass walls and doors for more transparency

Experience maximum visibility and unique views like never before. Select from a wide range of glass doors that suit your application. Glass can be selected for side and rear walls of the car for complete transparency or combined with other car interior materials from the Times Square, Park Avenue and Sunset Boulevard design lines.




Frames for glass walls are available in two stainless steel finishes



## Mirrors

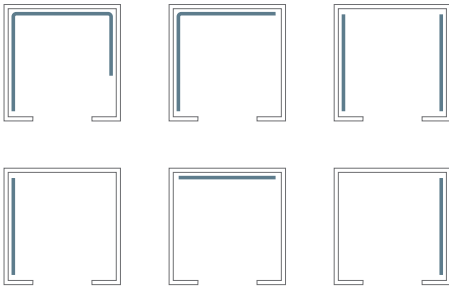
Mirrors always add a special sense of space to rooms and buildings. In order to give your car more appeal and depth, the side walls or the rear wall can be provided with a full-height or half-height safety-glass mirror.



**Notes:**  
<sup>1</sup> **For Navona:** only rear wall, half height and full width available  
**Only without handrail for right and / or leftmost panel on rear wall**  
**Mirror versions:** Clear or Smoked  
**Attention: if EN81-70** (handicapped version): mirror is frosted in bottom part (300 mm)

## Handrails


Even though your elevator travels smoothly and with almost no sound, handrails convey a feeling of security. Stainless steel handrails match the interior and shapes of your car and can be mounted to the side and rear walls.



**Note:**  
**Handrails on side wall combined with COP**  
 only if cabine depth  $\geq 1100$  mm

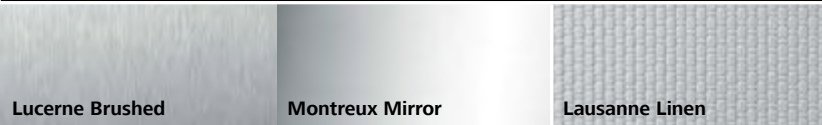
## Landing arrangement

The Schindler 5500 fixtures and landing indicators help passengers to find the way to the elevator and get to their selected destination comfortably. Choose your optimal landing arrangements for simplex and multiplex installations, surface or wall mounting.



## Car door and front decoration finishes

Stainless steel

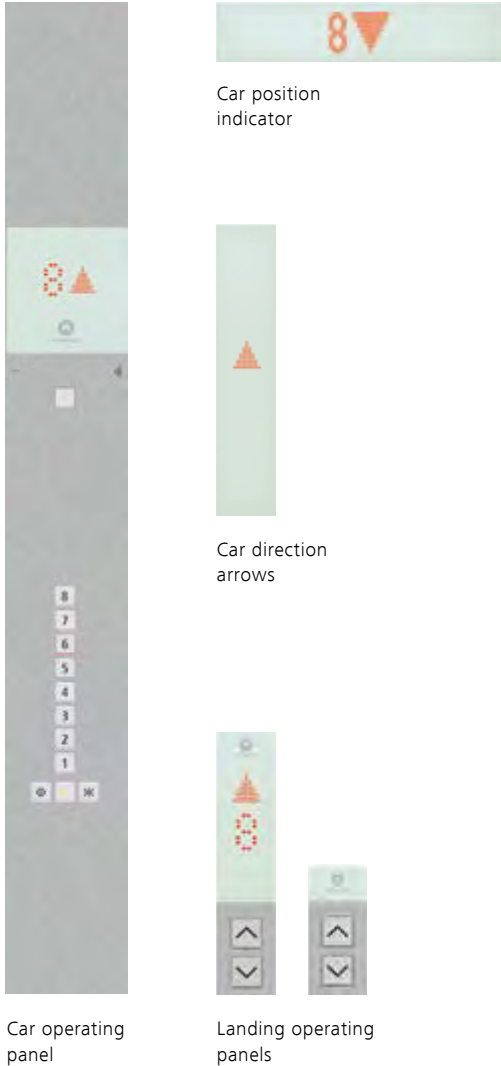


# Fixtures Linea 100

Functional design in stainless steel. Integrated white glass display with large, easily readable red LED dot matrix. Clear push buttons with red call confirmation.

Available for Navona and Times Square.

- Optional features:**
- Concealed attendant box
  - Key switches
  - Braille on buttons




# Fixtures Linea 300

The Linea 300 car operating panel, landing operating and landing indicating panels are made from stainless steel and glass combining longevity and design at its best. Push buttons with braille and clearly visible indicators in the car and on the floors make the elevator user-friendly for everyone. The panels are easy to clean and guarantee a well-maintained look in the elevator's daily operation.

Available for Times Square, Park Avenue, Sunset Boulevard and bare car.

## Optional features:

- TFT LCD screen
- Concealed attendant box
- Different mounting options for landing fixtures
- Key switches
- Card reader
- Braille on buttons








# Fixtures Linea Vetro

Linea Vetro combines a stylish and elegant design with a flexible concept allowing a high degree of customization. The full height, 6 mm thick glass panel in black or white integrates seamlessly in the car interior. Touch sensitive operation with clearly readable high-resolution TFT LCD display. An eye-catching design for an exclusive ambiance.



Car operating panels



Landing operating panel

## Customization

COP color customized as per CMYK color



COP Customization



COP with floor descriptions



Braille on COP: glass on glass



TFT Display



Customization of colors and background of display



Customer logo

## LOP / LIP

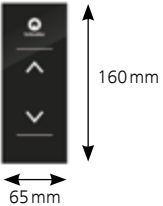
Standard LIP




Standard Long LOP



Standard Short LOP



Customized LOP



LOP with Schindler logo  
LOP without logo  
LOP with customer logo

# PORT Fixtures

No matter the application, Schindler's PORT terminal effortlessly combines inspired design with state-of-the-art technology.

Available in wall or pedestal-mounted versions, the PORT terminal features a 7.4", 400 x 800 pixel touch screen mounted above a versatile RFID card reader that comes with every PORT. It also incorporates a speaker, brightness adjustment and motion sensor.

Technical Specifications	
Wall mount physical dimensions (WxHxD)	126.5 x 284 x 77 mm (4.98 x 11.18 x 3.03 inch)
Pedestal physical dimensions (WxHxD)	126.5 x 1247 x 104.2 mm (4.98 x 49.09 x 4.10 inch)
Wall mount glass physical dimensions (WxHxD)	149.9 x 599.9 x 25 mm (5.90 x 23.62 x 1 inch)
Screen	7.4" display, 480 x 800 pixel, touch panel
Back-light and standby-mode	LED include lifetime extensions by adaptation to ambient light level

## Standard



Pedestal  
Matte Silver



Pedestal  
Matte Black



Pedestal  
Gloss White



Wall Mount  
Gloss White



Wall Mount  
Matte Silver



Wall Mount  
Matte Black

## Customized



Wall Mount  
Glass Silver



Wall Mount  
Glass Black



Wall Mount  
Glass White

## Options



RFID Card Reader



Handicapped version



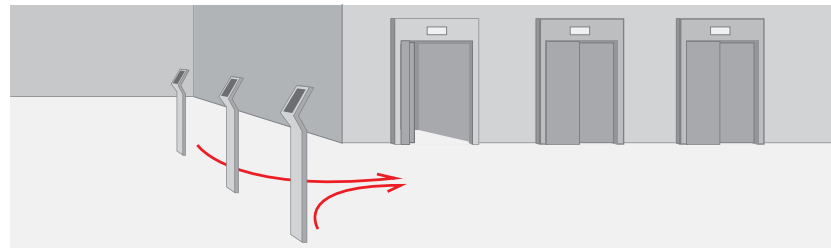
Customized  
Pedestal



# PORT

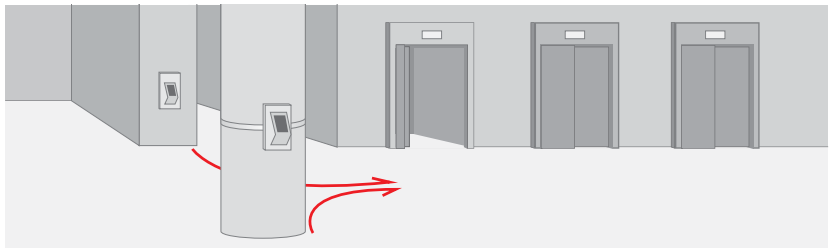
## Lobby integration

PORT on Pedestal



Two separate steps can be distinguished when adding the PORT Technology pedestals to the building’s layout: entering your destination on the pedestal and accessing your assigned elevator. The PORT Technology takes into account the distance to cover between these two steps. This makes moving from one location to another in a building more efficient.

PORT mounted on wall

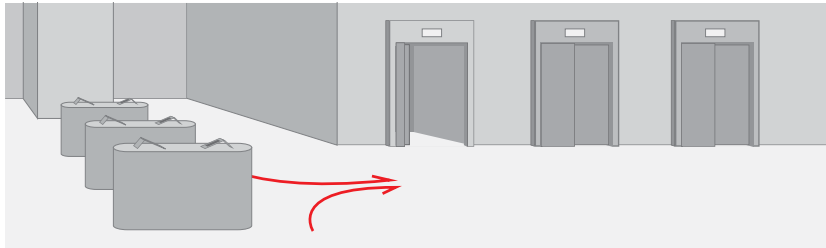



The PORT Technology personal transit management system has the potential to remove many of the existing constraints on interior layouts. Integrate the PORT Technology mounted fixtures into the design of the building, thereby allowing architects greater creative freedom.

# PORT

## Lobby integration

PORT on door gate



Access control is a fully integrated component of the PORT Technology. This means that the PORT Technology enables the functional integration of the security access of the building into the elevator dispatch system by installing it on the door gates.

This publication is for general informational purposes only and we reserve the right at any time to alter the product design and specifications. No statement contained in this publication shall be construed as a warranty or condition, expressed or implied, as to any product, its fitness for any particular purpose, merchantability, quality or shall be interpreted as a term or condition of any purchase agreement for the products or services contained in this publication. Minor differences between printed and actual colours may exist.



